





*El Copyright de las ilustraciones y del juego **Cthulhu Dice** y de otras presentes en este material así como la propiedad intelectual/comercial/empresarial y derechos de las mismas son exclusiva de sus autores y/o de las compañías y editoriales que sean propietarias o hayan comprado los citados derechos sobre las obras y posean sobre ellas el derecho a que se las elimine de esta publicación de tal manera que sus derechos no queden vulnerados en ninguna forma o modo que pudiera contravenir su autoría para particulares y/o empresas que las hayan utilizado con fines comerciales y/o empresariales. Esta compilación no tiene ningún uso comercial ni ánimo de lucro y está destinada exclusivamente a su utilización dentro del ámbito escolar y su finalidad es completamente didáctica como material de desarrollo y apoyo de la enseñanza del Inglés en Educación Primaria.*

Jueducación y su Logo son marcas registradas. Las ilustraciones "Cthulhu Approves your Task", "Try Again" y "I'll Swallow your Soul" son obra de Ana del Valle por encargo de Óscar Recio Coll





Nuestros intrépidos alumnos y alumnas son Hechiceros/as en un encarnizado torneo por ver quién es el más poderoso y único capaz de convocar al Gran Cthulhu; el Vortex aguarda a aquellos que pierdan todas sus gemas de poder..." Sólo puede quedar uno".



El gran torneo de Magia y Hechicería empieza en tu aula, ¿A qué esperas?

COMO JUGAR

La plantilla de "Speaking" es para formar los hechizos.

Un turno es: un jugador ataca usando un hechizo en inglés y después lanza el dado; el jugador atacado se defiende con otro hechizo en inglés y luego lanza su dado. El turno acaba y pasa al jugador siguiente.

Un jugador atacado no puede ser atacado por el siguiente jugador.





Para realizar un hechizo hay que usar una combinación entre el pronombre y la forma verbal adecuada.

Cada vez que usen una combinación pondrán una ficha de "*Sleeping Cthulhu*" sobre la combinación usada y así no podrán usarla de nuevo.

Por ejemplo: si alguien lanza un hechizo diciendo: "*I don't like pizza*" habrá que poner 2 indicadores de "*Sleeping Cthulhu*"; 1 en la casilla de "*I*" y otro en la casilla de "*don't like*", de esta manera ese jugador/a no puede repetir esa combinación en el futuro.

También puedes plastificar la plantilla y usar un rotulador "Velleda" o similares para el mismo propósito.

Si usan verbos que no están en el grimorio lo único que deben tachar es el pronombre utilizado.

También puedes establecer que haya que escribir el "hechizo" primero antes de "lanzarlo" si se usan verbos que no están en la plantilla básica..

La tabla se "renueva" al usar todas los "ingredientes" del Grimorio.





VARIACIONES:

Puedes hacer que el “Ataque” sean frases positivas y las “Defensas” sean esas frases en Negativo.

Adapta la dificultad en el uso de Verbos en función del nivel de tu grupo: verbos regulares, irregulares, pasados, presentes...

Introduce las limitaciones que creas conveniente para que puedas tener diferentes niveles de dificultad.

En el Dossier adjunto encontrarás “*The Miskatonic Champions League*” y “*The Vortex to R`yleh Championship*” como maneras avanzada de juego





CTHULHU DICE TURN

1. CHOOSE AN ENEMY AND SAY:

I challenge YOU!!!

2. YOUR ENEMY REPLIES:

I ACCEPT THE CHALLENGE!!!

3. CAST YOUR SPELL: use the words to make a sentence in English.

YOU CAN'T REPEAT IT LATER

4. ROLL THE CTHULHU DIE

5. CHECK THE EFFECT

6. YOUR ENEMY CAST A SPELL BACK

7. PASS

THE

TURN TO

YOUR

LEFT

SIDE





Cthulhu Dice for Young Learners



A Grammar Management Resource for Primary Education

Adapted by: Óscar Recio Coll jueducacion@gmail.com <http://jueducacion.com/>





SPELL BOOKS AND GRIMOIRES

Get an A3 sheet, fold it and...TACHAAAN!!! You've got your Grimoire!!!

Draw a cover and choose a title for it.

Keep your secret Cthulhu Documents inside.

- *THE GREAT BOOK OF CTHULHU SPELLS*
- *THE MONSTERNOMICON FOR YOUNG WIZARDS*
- *DAGON BOOK OF SPELLS FOR PRIMARY SCHOOL*
- *THE CTHULHU TOURIST GUIDE TO CARCOSA*
- *NYARLATHOTEP SPELLS FOR DUMMIES*
- *CTHULHUNOMICON REVISED, 3rd Edition*
- *THE SECRETS OF AZATHOTH REVEALED: WITH PICTURES*
- *BOOK OF HASTUR, CHILDREN EDITION*
- *HOW TO SUMMON CTHULHU FOR NEWBIES*
- *THE CTHULHU DICTIONARY, 4th Edition*





SPELLINGREDIENTS



POSITIVE

PRONOUN	To BE (Ser/Estar)	QUESTION	To HAVE (tener Objetos o partes del cuerpo)	QUESTION	To WEAR (Vestir ropa o complementos)	QUESTION	To LIKE (gustar)	QUESTION
I (Yo)	AM	Am I.....?	HAVE	Have I Got...? Do I have...?	WEAR / AM WEARING	Am I wearing...? Do I wear...?	LIKE	Do I like...?
YOU (Tú)	ARE	Are you.....?	HAVE	Have you got...? Do you have...?	WEAR / ARE WEARING	Are you wearing...? Do you wear...?	LIKE	Do you like...?
HE (Él)	IS	Is He.....?	HAS	Has He got...? Does he have...?	WEARS / IS WEARING	Is He wearing...? Does he wear...?	LIKES	Does He like...?
SHE (Ella)	IS	Is She.....?	HAS	Has She got...? Does She Have...?	WEARS / IS WEARING	Is She wearing...? Does She wear...?	LIKES	Does She like...?
IT (para animales o cosas)	IS	Is it.....?	HAS	Does It have...?	WEARS / IS WEARING	NA	LIKES	NA
WE (Nosotros)	ARE	Are We.....?	HAVE	Have We got...? Do we have...?	WEAR / ARE WEARING	Are we wearing...? Do We wear...?	LIKE	Do we like...?
YOU (Vosotros)	ARE	Are You.....?	HAVE	Have you got...? Do You Have...?	WEAR / ARE WEARING	Are you wearing...? Do you wear...?	LIKE	Do you like...?
THEY (Ellos)	ARE	Are They.....?	HAVE	Have they got...? Do They Have...?	WEAR / ARE WEARING	Are they wearing...? Do They wear...?	LIKE	Do They like...?

- **REGULAR VERBS SIMPLE PAST POSITIVE:** =VERB+-ED **Ex:** LIKED, PLAYED, DRESSED...
- **To BE SIMPLE PAST POSITIVE:** WAS (singular) / WERE (plural)
- **IRREGULAR VERBS SIMPLE PAST POSITIVE:** check your notebook and Blackboard list.



NEGATIVE













































































































































PRONOUN	To BE (Ser/Estar)	To HAVE (tener Objetos o partes del cuerpo)	To WEAR (Vestir ropa o complementos)	To LIKE (gustar)
I (Yo)	AM NOT	HAVEN'T / DON'T HAVE	DON'T WEAR / AM NOT WEARING	DON'T LIKE
YOU (Tú)	AREN'T	HAVEN'T / DON'T HAVE	DON'T WEAR / AREN'T WEARING	DON'T LIKE
HE (Él)	ISN'T	HASN'T / DOESN'T HAVE	DOESN'T WEAR / ISN'T WEARING	DOESN'T LIKE
SHE (Ella)	ISN'T	HASN'T / DOESN'T HAVE	DOESN'T WEAR / ISN'T WEARING	DOESN'T LIKE
IT (para animales o cosas)	ISN'T	HASN'T / DOESN'T HAVE	DOESN'T WEAR / ISN'T WEARING	DOESN'T LIKE
WE (Nosotros)	AREN'T	HAVEN'T / DON'T HAVE	DON'T WEAR / AREN'T WEARING	DON'T LIKE
YOU (Vosotros)	AREN'T	HAVEN'T / DON'T HAVE	DON'T WEAR / AREN'T WEARING	DON'T LIKE
THEY (Ellos)	AREN'T	HAVEN'T / DON'T HAVE	DON'T WEAR / AREN'T WEARING	DON'T LIKE

- **REGULAR VERBS SIMPLE PAST NEGATIVE:** =DIDN'T+VERB **Ex:** DIDN'T HAVE, DIDN'T WEAR, DIDN'T LIKE...
- **To BE SIMPLE PAST NEGATIVE:** WASN'T (singular) / WEREN'T (Plural)
- **IRREGULAR VERBS SIMPLE PAST NEGATIVE:** DIDN'T+VERB **Ex:** DIDN'T WEAR, DIDN'T HAVE, DIDN'T BUY...





SPELL INGREDIENT USED





MAGICAL INGREDIENTS USED

Write here the VERBS and WORDS used by your enemies

Magical Ingredients Used





SPELLINGREDIENTS (Basic)



POSITIVE

PRONOUN	To BE (Ser/Estar)	To HAVE (tener Objetos o partes del cuerpo)	To WEAR (Vestir ropa o complementos)	To LIKE (gustar)
I (Yo)	AM (soy/estoy)	HAVE (tengo)	WEAR / AM WEARING (llevo puesto/a)	LIKE (me gusta)
YOU (Tú)	ARE (eres/estás)	HAVE (tienes)	WEAR / ARE WEARING (llevas puesto/a)	LIKE (te gusta)
HE (Él)	IS (es/está)	HAS (tiene)	WEARS / IS WEARING (lleva puesto/a)	LIKES (le gusta)
SHE (Ella)	IS (es/está)	HAS (tiene)	WEARS / IS WEARING (lleva puesto/a)	LIKES (le gusta)
IT (para animales o cosas)	IS (es/está)	HAS (tiene)	WEARS / IS WEARING	LIKES
WE (Nosotros)	ARE (somos/estamos)	HAVE (tenemos)	WEAR / ARE WEARING (llevamos puestos/as)	LIKE (nos gusta/n)
YOU (Vosotros)	ARE (sois/estáis)	HAVE (tenéis)	WEAR / ARE WEARING (lleváis puestos/as)	LIKE (os gusta/n)
THEY (Ellos)	ARE (son/están)	HAVE (tienen)	WEAR / ARE WEARING (llevan puestos/as)	LIKE (les gusta/n)

NEGATIVE



PRONOUN	To BE (Ser/Estar)	To HAVE (tener Objetos o partes del cuerpo)	To WEAR (Vestir ropa o complementos)	To LIKE (gustar)
I	AM NOT	HAVEN'T / DON'T HAVE	DON'T WEAR / AM NOT WEARING	DON'T LIKE
YOU	AREN'T	HAVEN'T / DON'T HAVE	DON'T WEAR / AREN'T WEARING	DON'T LIKE
HE	ISN'T	HASN'T / DOESN'T HAVE	DOESN'T WEAR / ISN'T WEARING	DOESN'T LIKE
SHE	ISN'T	HASN'T / DOESN'T HAVE	DOESN'T WEAR / ISN'T WEARING	DOESN'T LIKE
IT	ISN'T	HASN'T / DOESN'T HAVE	DOESN'T WEAR / ISN'T WEARING	DOESN'T LIKE
WE	AREN'T	HAVEN'T / DON'T HAVE	DON'T WEAR / AREN'T WEARING	DON'T LIKE
YOU	AREN'T	HAVEN'T / DON'T HAVE	DON'T WEAR / AREN'T WEARING	DON'T LIKE
THEY	AREN'T	HAVEN'T / DON'T HAVE	DON'T WEAR / AREN'T WEARING	DON'T LIKE





SPELLINGREDIENTS (ADVANCED)



POSITIVE

PRONOUN	To BE (Ser/Estar)	QUESTION	To HAVE (tener Objetos o partes del cuerpo)	QUESTION	To WEAR (Vestir ropa o complementos)	QUESTION	To LIKE (gustar)	QUESTION
I (Yo)	AM	Am I.....?	HAVE	Have I Got...? Do I have...?	WEAR / AM WEARING	Am I wearing...? Do I wear...?	LIKE	Do I like...?
YOU (Tú)	ARE	Are you.....?	HAVE	Have you got...? Do you have...?	WEAR / ARE WEARING	Are you wearing...? Do you wear...?	LIKE	Do you like...?
HE (Él)	IS	Is He.....?	HAS	Has He got...? Does he have...?	WEARS / IS WEARING	Is He wearing...? Does he wear...?	LIKES	Does He like...?
SHE (Ella)	IS	Is She.....?	HAS	Has She got...? Does She Have...?	WEARS / IS WEARING	Is She wearing...? Does She wear...?	LIKES	Does She like...?
IT (para animales o cosas)	IS	Is it.....?	HAS	Does It have...?	WEARS / IS WEARING	NA	LIKES	NA
WE (Nosotros)	ARE	Are We.....?	HAVE	Have We got...? Do we have...?	WEAR / ARE WEARING	Are we wearing...? Do We wear...?	LIKE	Do we like...?
YOU (Vosotros)	ARE	Are You.....?	HAVE	Have you got...? Do You Have...?	WEAR / ARE WEARING	Are you wearing...? Do you wear...?	LIKE	Do you like...?
THEY (Ellos)	ARE	Are They.....?	HAVE	Have they got...? Do They Have...?	WEAR / ARE WEARING	Are they wearing...? Do They wear...?	LIKE	Do They like...?

- **REGULAR VERBS SIMPLE PAST POSITIVE:** =VERB+-ED **Ex:** LIKED, PLAYED, DRESSED...
- **To BE SIMPLE PAST POSITIVE:** WAS (singular) / WERE (plural)
- **IRREGULAR VERBS SIMPLE PAST POSITIVE:** check your notebook and Blackboard list.



NEGATIVE

PRONOUN	To BE (Ser/Estar)	To HAVE (tener Objetos o partes del cuerpo)	To WEAR (Vestir ropa o complementos)	To LIKE (gustar)
I (Yo)	AM NOT	HAVEN'T / DON'T HAVE	DON'T WEAR / AM NOT WEARING	DON'T LIKE
YOU (Tú)	AREN'T	HAVEN'T / DON'T HAVE	DON'T WEAR / AREN'T WEARING	DON'T LIKE
HE (Él)	ISN'T	HASN'T / DOESN'T HAVE	DOESN'T WEAR / ISN'T WEARING	DOESN'T LIKE
SHE (Ella)	ISN'T	HASN'T / DOESN'T HAVE	DOESN'T WEAR / ISN'T WEARING	DOESN'T LIKE
IT (para animales o cosas)	ISN'T	HASN'T / DOESN'T HAVE	DOESN'T WEAR / ISN'T WEARING	DOESN'T LIKE
WE (Nosotros)	AREN'T	HAVEN'T / DON'T HAVE	DON'T WEAR / AREN'T WEARING	DON'T LIKE
YOU (Vosotros)	AREN'T	HAVEN'T / DON'T HAVE	DON'T WEAR / AREN'T WEARING	DON'T LIKE
THEY (Ellos)	AREN'T	HAVEN'T / DON'T HAVE	DON'T WEAR / AREN'T WEARING	DON'T LIKE

- **REGULAR VERBS SIMPLE PAST NEGATIVE:** =DIDN'T+VERB **Ex:** DIDN'T HAVE, DIDN'T WEAR, DIDN'T LIKE...
- **To BE SIMPLE PAST NEGATIVE:** WASN'T (singular) / WEREN'T (Plural)
- **IRREGULAR VERBS SIMPLE PAST NEGATIVE:** DIDN'T+VERB **Ex:** DIDN'T WEAR, DIDN'T HAVE, DIDN'T BUY...

