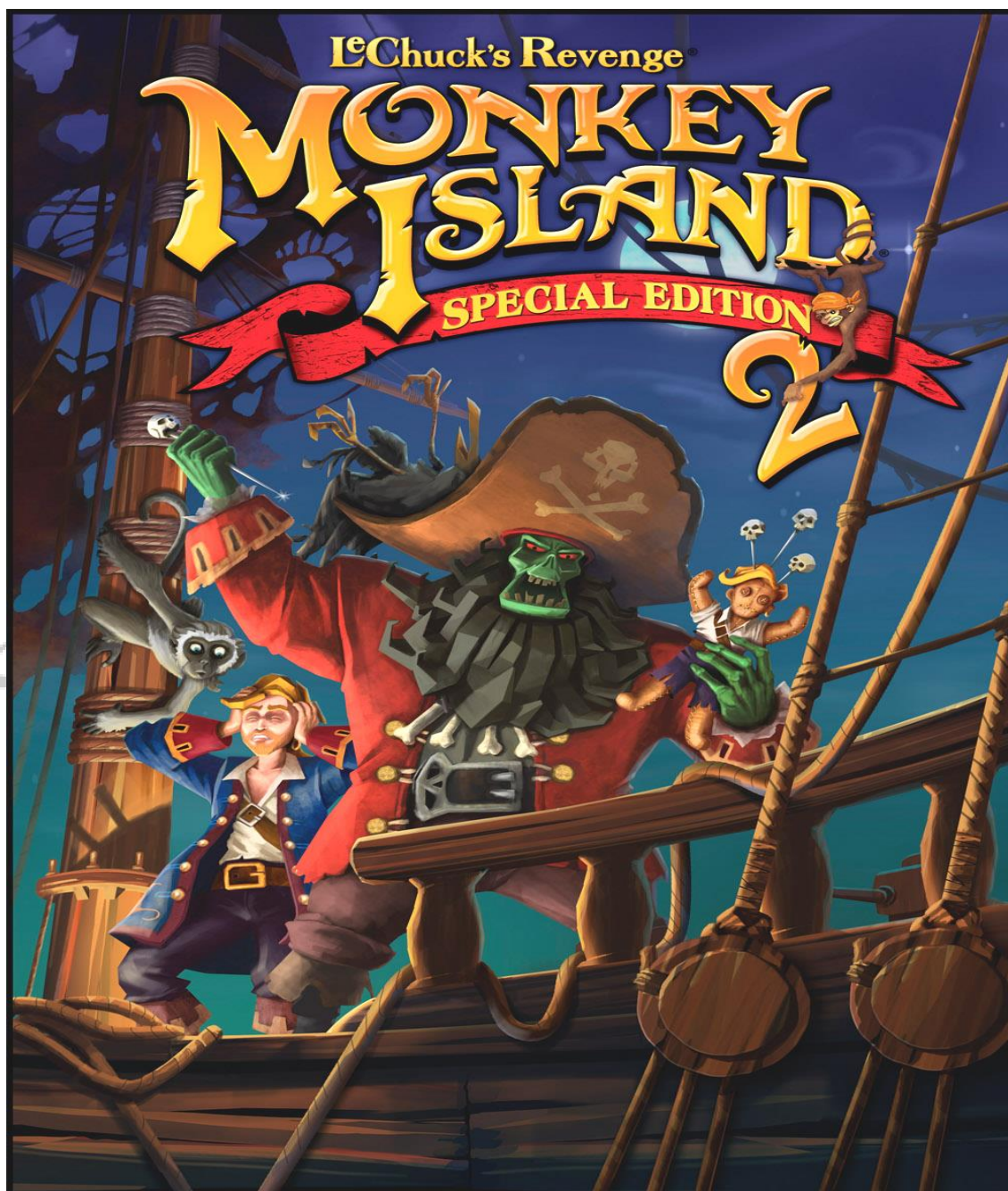




Monkey Island Adventure Logbook



Pirate Name _____

Position: _____



Student's Name _____

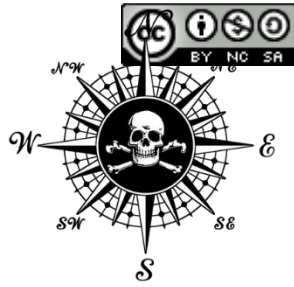
Grade: _____



A sourcebook for "The Monkey Island School Project"

Adapted and Designed for Primary Education by Óscar Recio Coll <https://jueducacion.com/>





Welcome to the Brethren of the Coast mate!!! So... you want to become a member of this noble Society, right? ... and your goal is to become a famous Pirate, right? ... unfortunately for you it will be a "bit" difficult...

*To learn from a **REAL** pirate you will walk the steps of Guybrush Threepwood, one of the most famous pirates, and we'll evaluate if you are worthy or not to be called a **PIRATE***

Find a crew, a ship, sail the seven seas looking for a treasure and adventures as Guybrush Threepwood did... ah, and survive the curses, ghost pirates, Cannibals and three headed monkeys...




El Copyright de las ilustraciones y de la saga Monkey Island así como la propiedad intelectual/comercial/empresarial y derechos de las mismas son exclusiva de sus autores y/o de las compañías y editoriales que sean propietarias o hayan comprado los citados derechos sobre las obras y posean sobre ellas el derecho a que se las elimine de esta publicación de tal manera que sus derechos no queden vulnerados en ninguna forma o modo que pudiera contravenir su autoría para particulares y/o empresas que las hayan utilizado con fines comerciales y/o empresariales. Esta compilación no tiene ningún uso comercial ni ánimo de lucro y está destinada exclusivamente a su utilización dentro del ámbito escolar y su finalidad es completamente didáctica como material de desarrollo y apoyo de la enseñanza del Inglés en Educación Primaria



Este proyecto escolar está escrito utilizando la fuentes de letra Pieces of Eight, Caligraf 1435, Blackadder y otras fuentes conseguidas por los medios habituales de la Hermandad de Hermanos de la Costa.

DISEÑO DE ACTIVIDADES: Óscar Recio Coll <http://mrwolffteachingcorner.blogspot.es/>



Index



CHAPTER ONE *The Map* page 5

CHAPTER TWO:

The Plot and Game Actions page 6

CHAPTER THREE: *Character Gallery*

The List page 10

Island Le Chuck's Revenge page 72

CHAPTER FOUR: *Adventure Logbook*

Le Chuck's Revenge page 140

CHAPTER FIVE *Maps*

Tri Island Area page 147

Melee Island page 148

Scab Island page 149

Phatt Island page 150

Booty Island page 151

Lambalaya Island page 152

Lucre Island page 153


Monkey Island page 154

CHAPTER SIX: *Mysteries*

A Webquest page 156

CHAPTER SEVEN:

Pirate Dictionary page 158



© 2002 The World of Monkey Island

The Plot

Monkey Island 2: LeChuck's Revenge: *LeChuck's Revenge* is set in the Tri-Island Area of the Caribbean, several months after *The Secret of Monkey Island*. The game opens *in medias res* as Guybrush Threepwood hangs on a rope above a hole, narrating to Elaine Marley on a separate rope the events that led to this situation.

The flashback sequence starts on Scabb Island.

During it,

Guybrush also visits Phatt Island, Booty Island, and

Dinky Island, voyaging on two different pirate ships.

"I thought I'd killed the Ghost Pirate Le Chuck for good.

Wrong.

How many times can that bloated old fool die? Other pirates tell me there's no escape. "When Le Chuck wants you dead, you're dead", they say. Legend has it that the treasure of Big Whoop holds the key to great power... I must find it before Le Chuck finds me





Game Actions



Complete the following chart. Those are the main game actions for your character. The combination of those Actions with the Items presented through the adventure will help you become a pirate.

ENGLISH	TRANSLATION
OPEN	
CLOSE	
PUSH	
PULL	
WALK TO	
PICK UP	
TALK TO	
GIVE	
USE	
LOOK AT	
TURN ON	

Character Gallery: Describing the Characters

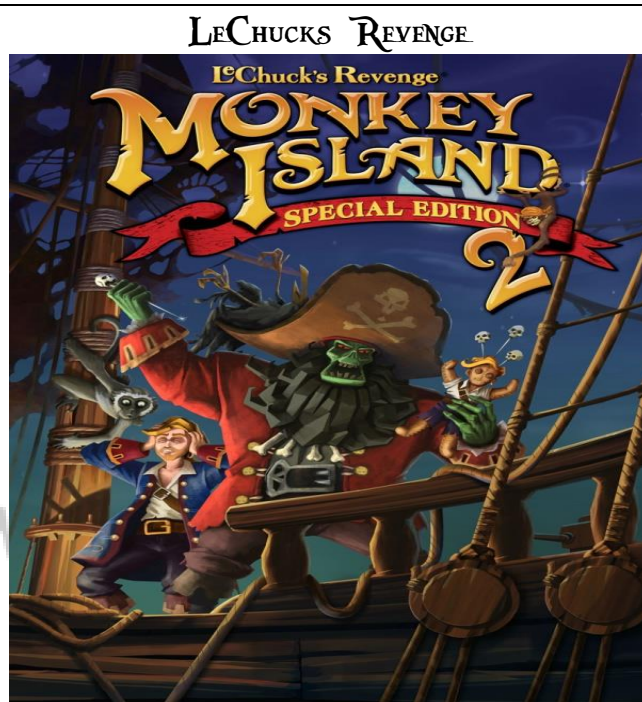


A sourcebook for "*The Monkey Island School Project*"

Adapted and Designed for Primary Education by Óscar Recio Coll <https://jueducacion.com/>



The Cast: Character List



1. GUYBRUSH THREEPWOOD

2. ELAINE MARLEY

3. LECHUCK

4. LARGO LAGRANDE

5. VODOO LADY

6. HERMAN TOOTHROT

7. STAN

8. L. PHATT

9. SPITMASTER

10. WALLY B. FEED

11. CAPTAIN DREAD

12. MAD MARTY

13. LIBRARIAN


14. AUGUSTUS DE WATT

15. WOODY

16. FILBERT

17. KATE CAPSIZE

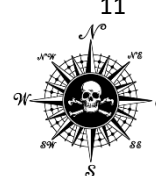
LE CHUCKS REVENGE



A sourcebook for "The Monkey Island School Project"

Adapted and Designed for Primary Education by Óscar Recio Coll <https://jueducacion.com/>





Character's Portrait:

Draw or glue a picture of the Character.

Remember to add colors because you will need them to describe clothes, hair and so on.

Character's Name	<i>Guybrush Threepwood</i>
Occupation	
Where is found?	
Chapter	

Descriptions **MUST BE WRITTEN USING HE or SHE**



A sourcebook for "The Monkey Island School Project"

Adapted and Designed for Primary Education by Óscar Recio Coll <https://jueducacion.com/>



Physical Description (Body Traits and Physical Characteristics)

Positive

1

2

3

4

5

Negative

1

2

3

4

5

Question

1

2

3

4

5

Clothes Description (Include complements and other details)

Positive

1

2

3

4

5

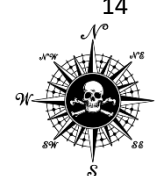
Negative

1

2

3

4
5
Question
1
2
3
4
5
Actions (use Past Forms)
+
+
+
+
+
-
-
-
-
-
?
?
?
?
?



Character's Portrait:

Draw or glue a picture of the Character.

Remember to add colors because you will need them to describe clothes, hair and so on.

Character's Name	<i>Elaine Marley</i>
Occupation	
Where is found?	
Chapter	

Descriptions **MUST BE WRITTEN USING HE or SHE**



A sourcebook for "The Monkey Island School Project"

Adapted and Designed for Primary Education by Óscar Recio Coll <https://jueducacion.com/>



Physical Description (Body Traits and Physical Characteristics)

Positive

1

2

3

4

5

Negative

1

2

3

4

5

Question

1

2

3

4

5

Clothes Description (Include complements and other details)

Positive

1

2

3

4

5

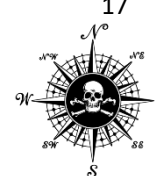
Negative

1

2

3

4
5
Question
1
2
3
4
5
Actions (use Past Forms)
+
+
+
+
+
-
-
-
-
-
?
?
?
?
?



Character's Portrait:

Draw or glue a picture of the Character.

Remember to add colors because you will need them to describe clothes, hair and so on.

Character's Name	Lo Chuck
Occupation	
Where is found?	
Chapter	

Descriptions **MUST BE WRITTEN USING HE or SHE**



A sourcebook for "The Monkey Island School Project"

Adapted and Designed for Primary Education by Óscar Recio Coll <https://jueducacion.com/>



Physical Description (Body Traits and Physical Characteristics)

Positive

1

2

3

4

5

Negative

1

2

3

4

5

Question

1

2

3

4

5

Clothes Description (Include complements and other details)

Positive

1

2

3

4

5

Negative

1

2

3

4
5
Question
1
2
3
4
5
Actions (use Past Forms)
+
+
+
+
+
-
-
-
-
-
?
?
?
?
?



Character's Portrait:

Draw or glue a picture of the Character.

Remember to add colors because you will need them to describe clothes, hair and so on.

Character's Name	<i>Largo Lagrande</i>
Occupation	
Where is found?	
Chapter	

Descriptions **MUST BE WRITTEN USING HE or SHE**



A sourcebook for "The Monkey Island School Project"

Adapted and Designed for Primary Education by Óscar Recio Coll <https://jueducacion.com/>



Physical Description (Body Traits and Physical Characteristics)

Positive

1

2

3

4

5

Negative

1

2

3

4

5

Question

1

2

3

4

5

Clothes Description (Include complements and other details)

Positive

1

2

3

4

5

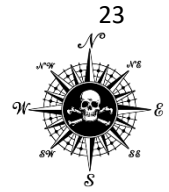
Negative

1

2

3

4
5
Question
1
2
3
4
5
Actions (use Past Forms)
+
+
+
+
+
-
-
-
-
-
?
?
?
?
?



Character's Portrait:

Draw or glue a picture of the Character.

Remember to add colors because you will need them to describe clothes, hair and so on.

Character's Name	<i>Voodoo Lady</i>
Occupation	
Where is found?	
Chapter	

Descriptions MUST BE WRITTEN USING HE or SHE



A sourcebook for "*The Monkey Island School Project*"

Adapted and Designed for Primary Education by Óscar Recio Coll <https://jueducacion.com/>



Physical Description (Body Traits and Physical Characteristics)

Positive

1

2

3

4

5

Negative

1

2

3

4

5

Question

1

2

3

4

5

Clothes Description (Include complements and other details)

Positive

1

2

3

4

5

Negative

1

2

3

4
5
Question
1
2
3
4
5
Actions (use Past Forms)
+
+
+
+
+
-
-
-
-
-
?
?
?
?
?



Character's Portrait:

Draw or glue a picture of the Character.

Remember to add colors because you will need them to describe clothes, hair and so on.

Character's Name	<i>Herman Toothrot</i>
Occupation	
Where is found?	
Chapter	

Descriptions **MUST BE WRITTEN USING HE or SHE**



A sourcebook for "The Monkey Island School Project"

Adapted and Designed for Primary Education by Óscar Recio Coll <https://jueducacion.com/>



Physical Description (Body Traits and Physical Characteristics)

Positive

1

2

3

4

5

Negative

1

2

3

4

5

Question

1

2

3

4

5

Clothes Description (Include complements and other details)

Positive

1

2

3

4

5

Negative

1

2

3

4
5
Question
1
2
3
4
5
Actions (use Past Forms)
+
+
+
+
+
-
-
-
-
-
?
?
?
?
?



Character's Portrait:

Draw or glue a picture of the Character.

Remember to add colors because you will need them to describe clothes, hair and so on.

Character's Name	Stan
Occupation	
Where is found?	
Chapter	

Descriptions **MUST BE WRITTEN USING HE or SHE**



A sourcebook for "The Monkey Island School Project"

Adapted and Designed for Primary Education by Óscar Recio Coll <https://jueducacion.com/>



Physical Description (Body Traits and Physical Characteristics)

Positive

1

2

3

4

5

Negative

1

2

3

4

5

Question

1

2

3

4

5

Clothes Description (Include complements and other details)

Positive

1

2

3

4

5

Negative

1

2

3

4
5
Question
1
2
3
4
5
Actions (use Past Forms)
+
+
+
+
+
-
-
-
-
-
?
?
?
?
?



Character's Portrait:

Draw or glue a picture of the Character.

Remember to add colors because you will need them to describe clothes, hair and so on.

Character's Name	<i>L. Phatt</i>
Occupation	
Where is found?	
Chapter	

Descriptions **MUST BE WRITTEN USING HE or SHE**



A sourcebook for "The Monkey Island School Project"

Adapted and Designed for Primary Education by Óscar Recio Coll <https://jueducacion.com/>



Physical Description (Body Traits and Physical Characteristics)

Positive

1

2

3

4

5

Negative

1

2

3

4

5

Question

1

2

3

4

5

Clothes Description (Include complements and other details)

Positive

1

2

3

4

5

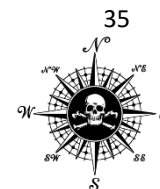
Negative

1

2

3

4
5
Question
1
2
3
4
5
Actions (use Past Forms)
+
+
+
+
+
-
-
-
-
-
?
?
?
?
?



Character's Portrait:

Draw or glue a picture of the Character.

Remember to add colors because you will need them to describe clothes, hair and so on.

Character's Name	<i>Spitmaster</i>
Occupation	
Where is found?	
Chapter	

Descriptions **MUST BE WRITTEN USING HE or SHE**



A sourcebook for "The Monkey Island School Project"

Adapted and Designed for Primary Education by Óscar Recio Coll <https://jueducacion.com/>



Physical Description (Body Traits and Physical Characteristics)

Positive

1

2

3

4

5

Negative

1

2

3

4

5

Question

1

2

3

4

5

Clothes Description (Include complements and other details)

Positive

1

2

3

4

5

Negative

1

2

3

4
5
Question
1
2
3
4
5
Actions (use Past Forms)
+
+
+
+
+
-
-
-
-
-
?
?
?
?
?



Character's Portrait:

Draw or glue a picture of the Character.

Remember to add colors because you will need them to describe clothes, hair and so on.

Character's Name	<i>Wally B. Feed</i>
Occupation	
Where is found?	
Chapter	

Descriptions **MUST BE WRITTEN USING HE or SHE**



A sourcebook for "The Monkey Island School Project"

Adapted and Designed for Primary Education by Óscar Recio Coll <https://jueducacion.com/>



Physical Description (Body Traits and Physical Characteristics)

Positive

1

2

3

4

5

Negative

1

2

3

4

5

Question

1

2

3

4

5

Clothes Description (Include complements and other details)

Positive

1

2

3

4

5

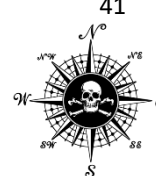
Negative

1

2

3

4
5
Question
1
2
3
4
5
Actions (use Past Forms)
+
+
+
+
+
-
-
-
-
-
?
?
?
?
?



Character's Portrait:

Draw or glue a picture of the Character.

Remember to add colors because you will need them to describe clothes, hair and so on.

Character's Name	<i>Captain Dread</i>
Occupation	
Where is found?	
Chapter	

Descriptions **MUST BE WRITTEN USING HE or SHE**



A sourcebook for "The Monkey Island School Project"

Adapted and Designed for Primary Education by Óscar Recio Coll <https://jueducacion.com/>



Physical Description (Body Traits and Physical Characteristics)

Positive

1

2

3

4

5

Negative

1

2

3

4

5

Question

1

2

3

4

5

Clothes Description (Include complements and other details)

Positive

1

2

3

4

5

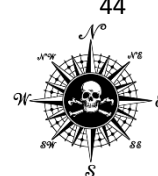
Negative

1

2

3

4
5
Question
1
2
3
4
5
Actions (use Past Forms)
+
+
+
+
+
-
-
-
-
-
?
?
?
?
?



Character's Portrait:

Draw or glue a picture of the Character.

Remember to add colors because you will need them to describe clothes, hair and so on.

Character's Name	<i>Mad Marty</i>
Occupation	
Where is found?	
Chapter	

Descriptions **MUST BE WRITTEN USING HE or SHE**



A sourcebook for "The Monkey Island School Project"

Adapted and Designed for Primary Education by Óscar Recio Coll <https://jueducacion.com/>



Physical Description (Body Traits and Physical Characteristics)

Positive

1

2

3

4

5

Negative

1

2

3

4

5

Question

1

2

3

4

5

Clothes Description (Include complements and other details)

Positive

1

2

3

4

5

Negative

1

2

3

4
5
Question
1
2
3
4
5
Actions (use Past Forms)
+
+
+
+
+
-
-
-
-
-
?
?
?
?
?



Character's Portrait:

Draw or glue a picture of the Character.

Remember to add colors because you will need them to describe clothes, hair and so on.

Character's Name	<i>Librarian</i>
Occupation	
Where is found?	
Chapter	

Descriptions **MUST BE WRITTEN USING HE or SHE**



A sourcebook for "The Monkey Island School Project"

Adapted and Designed for Primary Education by Óscar Recio Coll <https://jueducacion.com/>



Physical Description (Body Traits and Physical Characteristics)

Positive

1

2

3

4

5

Negative

1

2

3

4

5

Question

1

2

3

4

5

Clothes Description (Include complements and other details)

Positive

1

2

3

4

5

Negative

1

2

3

4
5
Question
1
2
3
4
5
Actions (use Past Forms)
+
+
+
+
+
-
-
-
-
-
?
?
?
?
?



Character's Portrait:

Draw or glue a picture of the Character.

Remember to add colors because you will need them to describe clothes, hair and so on.

Character's Name	<i>Augustus de Waat</i>
Occupation	
Where is found?	
Chapter	

Descriptions **MUST BE WRITTEN USING HE or SHE**



A sourcebook for "The Monkey Island School Project"

Adapted and Designed for Primary Education by Óscar Recio Coll <https://jueducacion.com/>



Physical Description (Body Traits and Physical Characteristics)

Positive

1

2

3

4

5

Negative

1

2

3

4

5

Question

1

2

3

4

5

Clothes Description (Include complements and other details)

Positive

1

2

3

4

5

Negative

1

2

3

4
5
Question
1
2
3
4
5
Actions (use Past Forms)
+
+
+
+
+
-
-
-
-
-
?
?
?
?
?



Character's Portrait:

Draw or glue a picture of the Character.

Remember to add colors because you will need them to describe clothes, hair and so on.

Character's Name	Woody
Occupation	
Where is found?	
Chapter	

Descriptions **MUST BE WRITTEN USING HE or SHE**



A sourcebook for "The Monkey Island School Project"

Adapted and Designed for Primary Education by Óscar Recio Coll <https://jueducacion.com/>



Physical Description (Body Traits and Physical Characteristics)

Positive

1

2

3

4

5

Negative

1

2

3

4

5

Question

1

2

3

4

5

Clothes Description (Include complements and other details)

Positive

1

2

3

4

5

Negative

1

2

3

4
5
Question
1
2
3
4
5
Actions (use Past Forms)
+
+
+
+
+
-
-
-
-
-
?
?
?
?
?



Character's Portrait:

Draw or glue a picture of the Character.

Remember to add colors because you will need them to describe clothes, hair and so on.

Character's Name	<i>Filbert</i>
Occupation	
Where is found?	
Chapter	

Descriptions **MUST BE WRITTEN USING HE or SHE**



A sourcebook for "The Monkey Island School Project"

Adapted and Designed for Primary Education by Óscar Recio Coll <https://jueducacion.com/>



Physical Description (Body Traits and Physical Characteristics)

Positive

1

2

3

4

5

Negative

1

2

3

4

5

Question

1

2

3

4

5

Clothes Description (Include complements and other details)

Positive

1

2

3

4

5

Negative

1

2

3

4
5
Question
1
2
3
4
5
Actions (use Past Forms)
+
+
+
+
+
-
-
-
-
-
?
?
?
?
?



Character's Portrait:

Draw or glue a picture of the Character.

Remember to add colors because you will need them to describe clothes, hair and so on.

Character's Name	Kate Capsize
Occupation	
Where is found?	
Chapter	

Descriptions **MUST BE WRITTEN USING HE or SHE**



A sourcebook for "The Monkey Island School Project"

Adapted and Designed for Primary Education by Óscar Recio Coll <https://jueducacion.com/>



Physical Description (Body Traits and Physical Characteristics)

Positive

1

2

3

4

5

Negative

1

2

3

4

5

Question

1

2

3

4

5

Clothes Description (Include complements and other details)

Positive

1

2

3

4

5

Negative

1

2

3

4
5
Question
1
2
3
4
5
Actions (use Past Forms)
+
+
+
+
+
-
-
-
-
-
?
?
?
?
?




Character's Portrait:

Draw or glue a picture of the Character.

Remember to add colors because you will need them to describe clothes, hair and so on.

Character's Name	
Occupation	
Where is found?	
Chapter	

Descriptions **MUST BE WRITTEN USING HE or SHE**



A sourcebook for "The Monkey Island School Project"

Adapted and Designed for Primary Education by Óscar Recio Coll <https://jueducacion.com/>



Physical Description (Body Traits and Physical Characteristics)

Positive

1

2

3

4

5

Negative

1

2

3

4

5

Question

1

2

3

4

5

Clothes Description (Include complements and other details)

Positive

1

2

3

4

5

Negative

1

2

3

4
5
Question
1
2
3
4
5
Actions (use Past Forms)
+
+
+
+
+
-
-
-
-
-
?
?
?
?
?



Character's Portrait:

Draw or glue a picture of the Character.

Remember to add colors because you will need them to describe clothes, hair and so on.

Character's Name	
Occupation	
Where is found?	
Chapter	

Descriptions **MUST BE WRITTEN USING HE or SHE**



A sourcebook for "The Monkey Island School Project"

Adapted and Designed for Primary Education by Óscar Recio Coll <https://jueducacion.com/>



Physical Description (Body Traits and Physical Characteristics)

Positive

1

2

3

4

5

Negative

1

2

3

4

5

Question

1

2

3

4

5

Clothes Description (Include complements and other details)

Positive

1

2

3

4

5

Negative

1

2

3

4
5
Question
1
2
3
4
5
Actions (use Past Forms)
+
+
+
+
+
-
-
-
-
-
?
?
?
?
?

Adventure Logbook

A Writing Challenge to become a Pirate



So... What is a logbook?



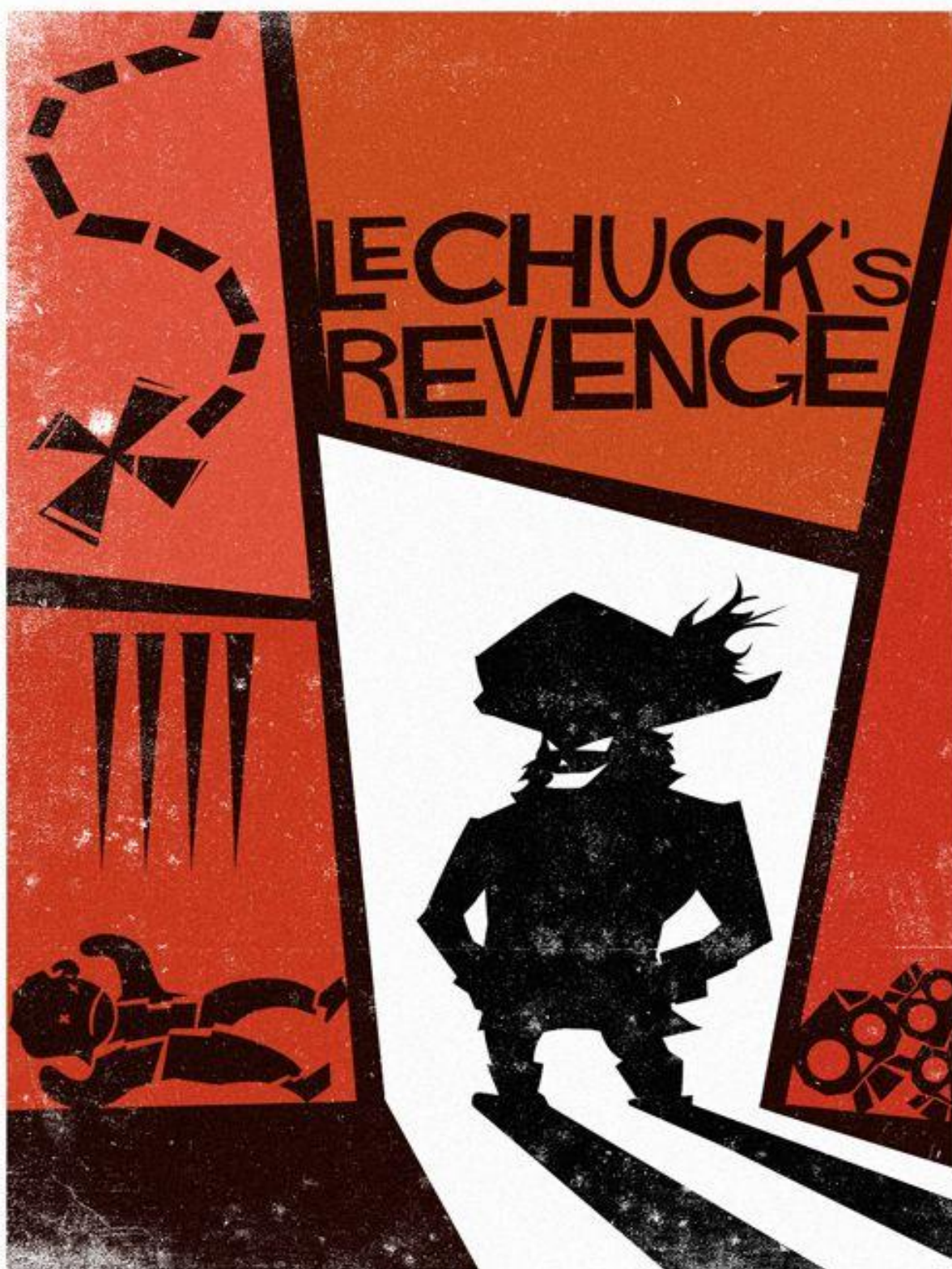
A logbook (a ship's logs or simply log) is a record of important events in the management, operation, and navigation of a ship. It is essential to traditional navigation, and must be filled in at least daily.

So... Here is your logbook... you must register your adventures with as many details as possible.

Be careful with Grammar structures, proper vocabulary and clear calligraphy...

Good Luck mate!!!

LE CHUCKS REVENGE





CHAPTER ONE

The Largo embargo





CHAPTER TWO

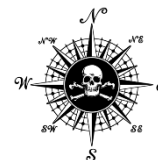
Four Map Pieces

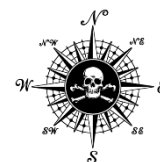




CHAPTER THREE

Le Chuck's Fortress

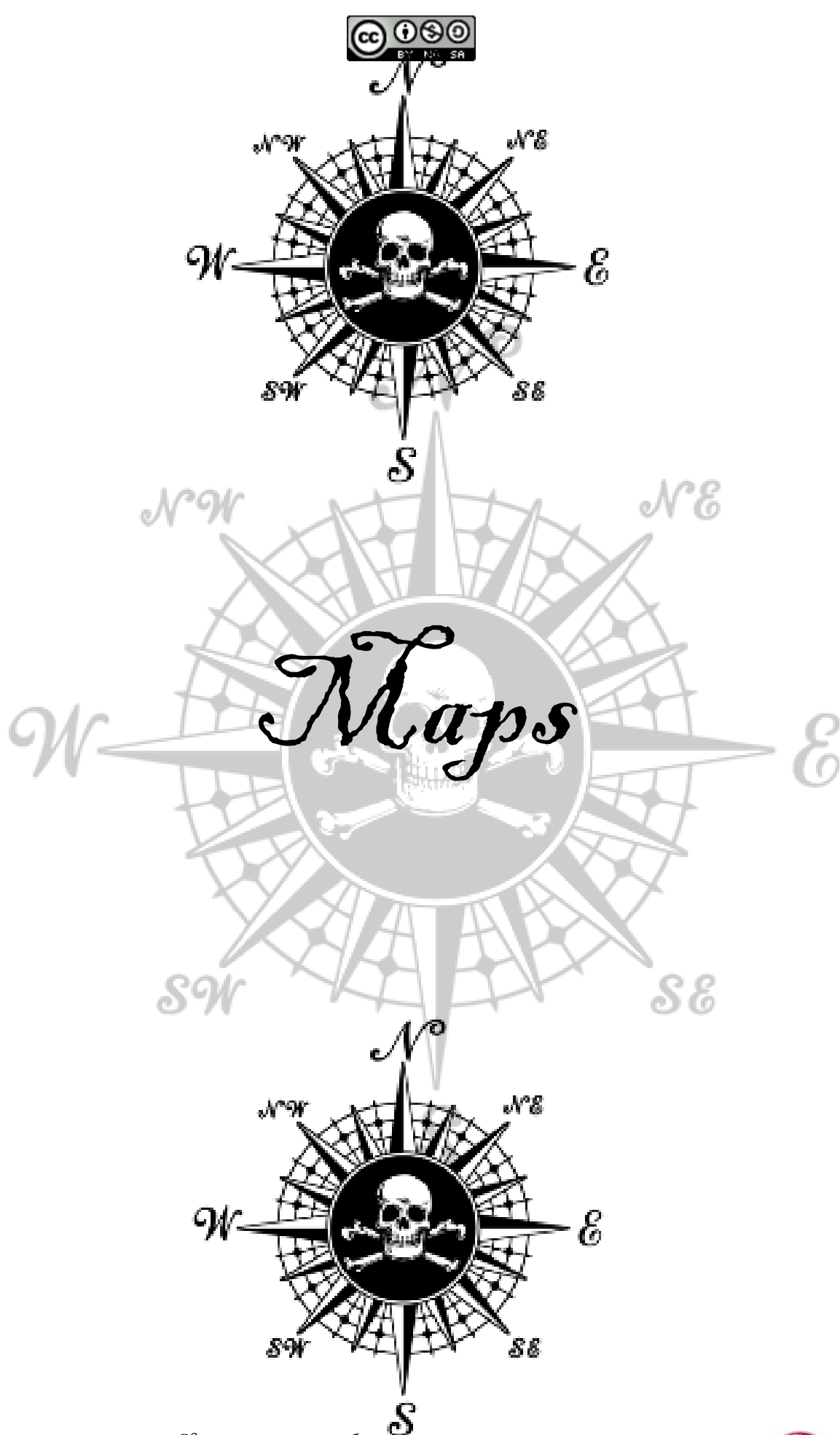




CHAPTER FOUR

Dinky Island





Welcome to the Map section of the Monkey Island Adventure Logbook



The following maps need to be completed so we need your help.

*Number, label and write the position of the different places using the
Compass Points*

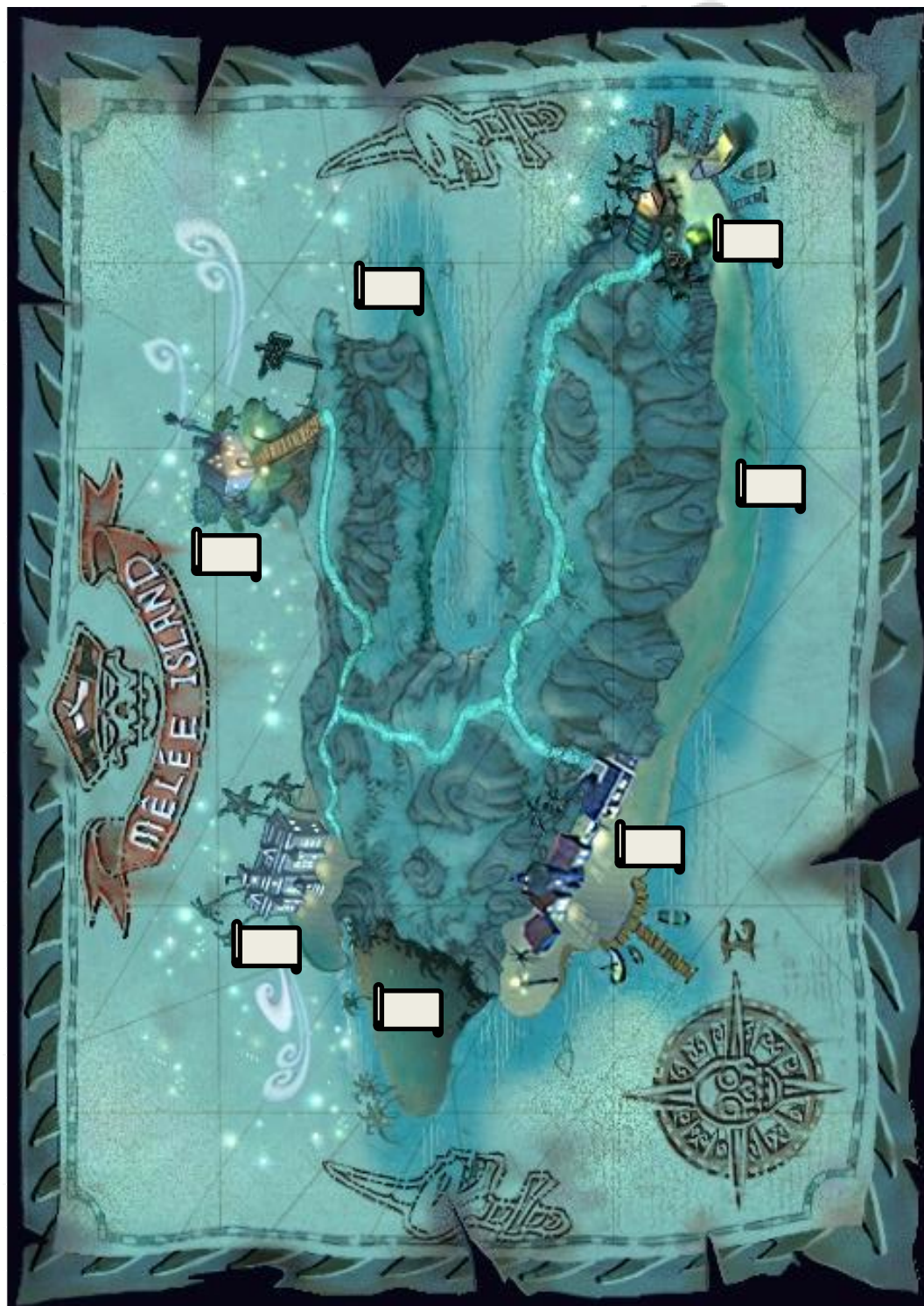
*Write the KEY section next to the map with a number and the name of
the location. Add the position (Example: NW for North West) and
any other useful information: places of interest, important people, famous
food or drinks, festivals, etc. . .*

Key



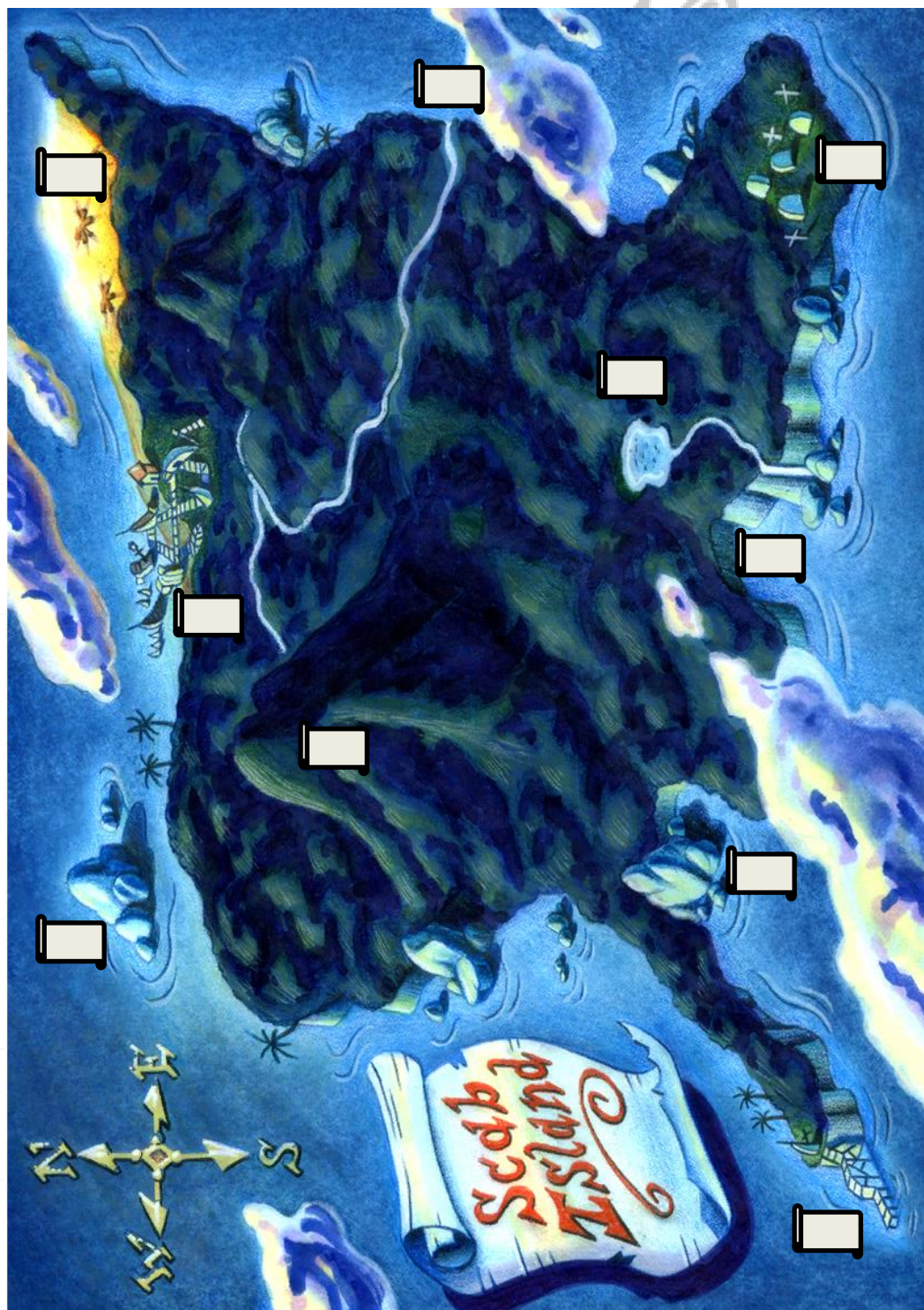
Tri-Island Archipelago

Key



Melee Island

Key



Scab Island

A sourcebook for "The Monkey Island School Project"
Adapted and Designed for Primary Education by Óscar Recio Coll <https://jueeducacion.com/>



Key



Phatt Island

Key



Booby Island

Key



Lambalaya Island

Key



Lucere Island

Key



Monkey Island

MONKEY ISLAND MYSTERIES

A Webquest

Investigate and answer the following questions.

Surf the Internet looking for information, details and clues to solve the mysteries of this webquest



REMEMBER

Use the proper English structures when writing the solutions

WRITE THE ANSWERS ON YOUR NOTEBOOK

Are you ready??



MYSTERIES



- 1 *Name and surname of the authors of Monkey Island.*
- 2 *2a) Name of the company who published Monkey Island.*
2b) Write the name of 3 "Point and Click" games published by that company/author.
2c) Name of the main Character/Characters of each game.
- 3 *Name, plot and year of publishing of the Monkey Island games.*
- 4 *Name, surname and number of times a character is featured along the Saga.*
- 5 *Number of Islands in the Monkey Island Tri-Island area.*
- 6 *6a) Name of a famous film saga about Pirates with a strong relationship with Monkey Island.*
6b) Write the name of all the movies. BONUS: add the year.
6c) Write the name of 2 famous Pirate Ships of that saga and the name of their Captains.
6d) Write the name of 3 fantastic creatures presented along the saga.
- 7 *What is the difference between a Pirate and a Buccaneer? Explain it.*

- 8 Find and write the name of minimum 6 Pirate Weapons. Add a drawing or picture.
- 9 Find a minimum of 6 famous Pirates or Buccaneers. Write their ship's name, their nickname and why they became famous.
- 10 Write the name and publisher of 5 board games about pirates.
BONUS: add a picture of the cover.
- 11 Write the name and publisher of 5 videogames about pirates.
BONUS: add a picture of the cover.
- 12 Write the name and author of 5 Books about Pirates.
- 13 Who was Chester Copperpot and what was he trying to find.
- 14 What is grog? What are the ingredients?
- 15 Why Sailors wore earrings?



Pirate Dictionary

Disney PIRATES of the CARIBBEAN ON STRANGER TIDES

PIRATE-SPEAK!

CURRENCY:
Blunt – slang for money or coin
Cob or Cob Dollars – gold doubloons
Doubloon – Spanish or Aztec Gold
Pieces of Eight – Silver Spanish coin
Tin – slang for money or coin

FOODS:
Bunny Grub – vegetables
Burgoo – a vile mash of boiled oatmeal with salt, sugar and butter
Cackle-Fruit – eggs
Dogsbody – sea biscuit soaked in water and sugar
Grog – Rum diluted w/ water
Grub
Hardtack – a hard flour & water biscuit
Loblolly – Porridge or gruel
Poor John – salted and dried fish
Rum – a preferred drink of pirates
Salmagundi – a particularly spicy soup
Spirits – hearty beverages
Splice the mainbrace – to have several drinks
Tack
Tooth Rot – sugar

FRIENDS:
Backo
Mate
Matey
Me Hearties

INSULTS:
Addled – crazy
Bilge Rat
Bilge-sucking – an uncomplimentary adjective
Dog
Land-lubber – land-lover
Lubber – a clumsy man
Poxy, poxed – to be diseased
Scurvy Dog
Shark Bait – lazy
Swab – disrespectful term for a seaman

TREASURE:
Booty
Loot
Swag
Wracking trade – diving for sunken treasure

EXCLAMATIONS:
Blimey – to be surprised
Bouyed up – to be uplifted
Clear the deck – prepare for battle
Land Ahoy – to see land
Me thinks – I believe
Sink me – to be surprised
Aye or Aye, aye, sir! ...or, Arr – yes

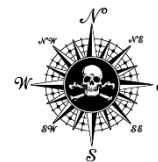
PUNISHMENTS:
Bite the Bullet – to stop the screaming from any punishment
Clap in irons – confined to iron manacles
Davy Jones' Locker – a watery grave
Feed the Fish – being thrown into the sea dead or alive
Flogging – a short whip with a cat-o'-nine-tails attached at the end.
Gallows Dance – the dangling feet of a hanged man
Keelhaul – tying wrists & ankles, tossing overboard then dragging under the keel of the ship
Kiss the Gunner's Daughter – to be bent over a ship's guns and flogged
Kiss the Wooden Lady – to be tied up w/ arms 'round the mast
Maroon – abandoning an offender on a remote island
Rope's End – referencing a hanging – to meet the rope's end
Sweating – being forced to run around the ship until you dropped while crew utilized various sharp objects 'encouraging' you to continue
Walking the Plank – to walk until you drop off the plank

EXPRESSIONS:
"Batten down the hatches" – we're expecting adverse conditions!
"Bum-squabbled" – to be baffled confused or puzzled
"By and large" – for the most part
"Cracking a bottle" – Let's open a bottle of wine or rum!
"Dead as bilge water" – rotting dead
"Devil to pay" – seeing no clear way out of a situation
"Eye of the wind" – the direction in which the wind is coming from
"Feeling blue" – a ship without a captain flew a blue flag when returning to port
"Gone by the board" – anything lost over the side of a ship
"Harp up in a clinch and no knife to cut the seizing" – in a difficult situation
"I have the collywobblers" – to be afraid
"I'll see you measured for chains" – a particularly misty threat feared by pirates
"In due course" – something will happen when it should happen
"Keep a weather eye open" – keep an eye on where the trouble might come from
"Rattle the bones" – to shake the dice or gambling with cards & dice
"Shake a cloth in the wind" – to be slightly tipsy or drunk
"Shiver me timbers" – to be very surprised
"Sink Me!" – to be very surprised
"Stay the Course" – a nautical term to not vary from the intended destination
"Sweet Trade" – a pirate's profession
"Tell it to the parrot" – to tell everyone, spreading gossip
"Three Sheet To The Wind" – to be drunk
"Yo Ho Ho!" – a very piratey thing to say on any occasion

Pirate Dictionary

[illegible]

A decorative compass rose is centered on a grid background. The compass rose has a circular center containing a skull and crossbones. Radiating from the center are eight primary points (North, Northeast, East, Southeast, South, Southwest, West, Northwest) and sixteen secondary points, creating a total of twenty-four points. The points are represented by stylized, elongated shapes. The entire compass rose is rendered in a light gray color. The grid background consists of thin, light gray lines forming a square pattern.



IF YE CHOOSE THE PIRATE WAY AND SEEK THE FORTUNE'S HOLD,
THEN TAKE THE QUILL AND MAKE YE MARK UPON THE PARCHMENT SCROLL.

TO JOIN THIS HONORED PIRATE CREW OF CAPTAIN HOOK, FAME,
TRUE TO ONE ANOTHER BE IN PIRATE DEED AND NAME.

AND IF YE PIRATE HEART BE MOVED BY THE CUSTOM AND THE CODE,
THEN BY YE PIRATE WORKS AND WAYS YE LOYALTY BE SHOWED.

WITH CROSSBONED ARMS YE MAKE THE SIGN, NO QUARTER DO YE GIVE,
AND "ARRRGH!" WILL BE YE PIRATE WORD FOR SUCH A LIFE TO LIVE.

SO IF YE CHOOSE THE PIRATE WAY AND SEEK THE FORTUNE'S HOLD,
THEN IN YE VEINS WILL PURPLE RUN AND GOLD WITHIN YE SOUL.

BY DECREE OF
The Great Pirate Code
I HEREBY BESTOW THE TITLE OF
Honorary Pirate
and Captain Hook's Crewmember to

SIGNATURE

DATE

FROM THIS DAY FORWARD, YE SHALL BE A MEMEBER OF
CAPTAIN HOOK'S CREW OF PIRATES!





