



Monkey Island Adventure Logbook



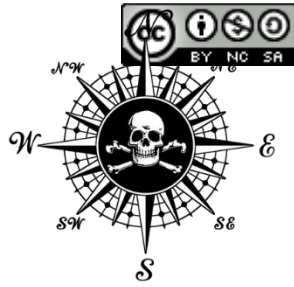
Pirate Name _____

Position: _____

Student's Name _____

Grade: _____





Welcome to the Brethren of the Coast mate!!! So... you want to become a member of this noble Society, right? ... and your goal is to become a famous Pirate, right? ... unfortunately for you it will be a "bit" difficult...

*To learn from a **REAL** pirate you will walk the steps of Guybrush Threepwood, one of the most famous pirates, and we'll evaluate if you are worthy or not to be called a **PIRATE***

Find a crew, a ship, sail the seven seas looking for a treasure and adventures as Guybrush Threepwood did... ah, and survive the curses, ghost pirates, Cannibals and three headed monkeys...




El Copyright de las ilustraciones y de la saga Monkey Island así como la propiedad intelectual/comercial/empresarial y derechos de las mismas son exclusiva de sus autores y/o de las compañías y editoriales que sean propietarias o hayan comprado los citados derechos sobre las obras y posean sobre ellas el derecho a que se las elimine de esta publicación de tal manera que sus derechos no queden vulnerados en ninguna forma o modo que pudiera contravenir su autoría para particulares y/o empresas que las hayan utilizado con fines comerciales y/o empresariales. Esta compilación no tiene ningún uso comercial ni ánimo de lucro y está destinada exclusivamente a su utilización dentro del ámbito escolar y su finalidad es completamente didáctica como material de desarrollo y apoyo de la enseñanza del Inglés en Educación Primaria



Este proyecto escolar está escrito utilizando la fuentes de letra Pieces of Eight, Caligraf 1435, Blackadder y otras fuentes conseguidas por los medios habituales de la Hermandad de Hermanos de la Costa.

DISEÑO DE ACTIVIDADES: Óscar Recio Coll <http://mrwolfteachingcorner.blogspot.es/>



Index



CHAPTER ONE: *The Map* page 5

CHAPTER TWO:

The Plot and Game Actions page 6

CHAPTER THREE: *Character Gallery*

The List page 10

The Secret Of Monkey Island page 11

CHAPTER FOUR: *Adventure Logbook*

Secret Of Monkey Island page 135

CHAPTER FIVE: *Maps*

Tri Island Area page 147

Melee Island page 148

Scab Island page 149

Phatt Island page 150

Booty Island page 151

Lambalaya Island page 152

Lucre Island page 153


Monkey Island page 154

CHAPTER SIX: *Mysteries*

A Webquest page 156

CHAPTER SEVEN:

Pirate Dictionary page 158



© 2002 The World of Monkey Island

The Plot

THE SECRET OF MONKEY ISLAND: A youth named Guybrush Threepwood arrives on the fictional Mêle Island™, with the desire to become a pirate.


He looks for the island's pirate leaders, who set him **three trials that must be completed to become a pirate:**

1st Winning a sword duel against Carla, the island's resident swordmaster.

2nd Finding a buried treasure

3rd Stealing a valuable idol from the governor's mansion.

These quests take Guybrush throughout the island, where he hears of stories of the Ghost Pirate LeChuck, who apparently died in an expedition to the mysterious Monkey Island, an act that was meant to win the love of the governor Elaine Marley



The main location of the *Monkey Island* games is the "Tri-Island Area", a fictional archipelago in the Caribbean



Game Actions



Complete the following chart. Those are the main game actions for your character. The combination of those Actions with the Items presented through the adventure will help you become a pirate.


ENGLISH	TRANSLATION
OPEN	
CLOSE	
PUSH	
PULL	
WALK TO	
PICK UP	
TALK TO	
GIVE	
USE	
LOOK AT	
TURN ON	

Character Gallery: Describing the Characters



The Cast: Character List

SECRET OF MONKEY ISLAND



1. GUYBRUSH THREEPWOOD

2. ELAINE MARLEY

3. LE CHUCK

4. STAN

5. OTIS

6. CARLA

7. Voodoo Lady

8. HERMAN TOOTHROT

9. MEN OF LOW MORAL FIBER

10. PIRATE LEADERS

11. MEATHOOK

12. FETTUCINI BROTHERS

13. TROLL

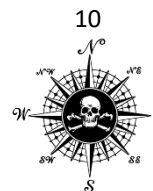
14. BOB

15. CANNIBALS


16. CAPTAIN SMIRKK

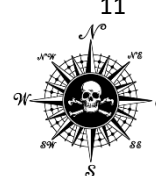
17. FESTER SHINETOP

18. CITIZEN OF MELEÉ



THE SECRET OF MONKEY ISLAND





Character's Portrait:

Draw or glue a picture of the Character.

Remember to add colors because you will need them to describe clothes, hair and so on.

Character's Name	<i>Guybrush Threepwood</i>
Occupation	
Where is found?	
Chapter	

Descriptions **MUST BE WRITTEN USING HE or SHE**



Physical Description (Body Traits and Physical Characteristics)

Positive

1

2

3

4

5

Negative

1

2

3

4

5

Question

1

2

3

4

5

Clothes Description (Include complements and other details)

Positive

1

2

3

4

5

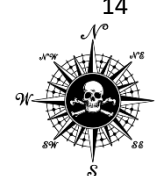
Negative

1

2

3

4
5
Question
1
2
3
4
5
Actions (use Past Forms)
+
+
+
+
+
-
-
-
-
-
?
?
?
?
?



Character's Portrait:

Draw or glue a picture of the Character.

Remember to add colors because you will need them to describe clothes, hair and so on.

Character's Name	<i>Elaine Marley</i>
Occupation	
Where is found?	
Chapter	

Descriptions **MUST BE WRITTEN USING HE or SHE**



Physical Description (Body Traits and Physical Characteristics)

Positive

1

2

3

4

5

Negative

1

2

3

4

5

Question

1

2

3

4

5

Clothes Description (Include complements and other details)

Positive

1

2

3

4

5

Negative

1

2

3

4
5
Question
1
2
3
4
5
Actions (use Past Forms)
+
+
+
+
+
-
-
-
-
-
?
?
?
?
?



Character's Portrait:

Draw or glue a picture of the Character.

Remember to add colors because you will need them to describe clothes, hair and so on.

Character's Name	Lo Chuck
Occupation	
Where is found?	
Chapter	

Descriptions **MUST BE WRITTEN USING HE or SHE**



Physical Description (Body Traits and Physical Characteristics)

Positive

1

2

3

4

5

Negative

1

2

3

4

5

Question

1

2

3

4

5

Clothes Description (Include complements and other details)

Positive

1

2

3

4

5

Negative

1

2

3

4
5
Question
1
2
3
4
5
Actions (use Past Forms)
+
+
+
+
+
-
-
-
-
-
?
?
?
?
?



Character's Portrait:

Draw or glue a picture of the Character.

Remember to add colors because you will need them to describe clothes, hair and so on.

Character's Name	Stan
Occupation	
Where is found?	
Chapter	

Descriptions **MUST BE WRITTEN USING HE or SHE**



Physical Description (Body Traits and Physical Characteristics)

Positive

1

2

3

4

5

Negative

1

2

3

4

5

Question

1

2

3

4

5

Clothes Description (Include complements and other details)

Positive

1

2

3

4

5

Negative

1

2

3

4
5
Question
1
2
3
4
5
Actions (use Past Forms)
+
+
+
+
+
-
-
-
-
-
?
?
?
?
?



Character's Portrait:

Draw or glue a picture of the Character.

Remember to add colors because you will need them to describe clothes, hair and so on.

Character's Name	Otis
Occupation	
Where is found?	
Chapter	

Descriptions **MUST BE WRITTEN USING HE or SHE**



Physical Description (Body Traits and Physical Characteristics)

Positive

1

2

3

4

5

Negative

1

2

3

4

5

Question

1

2

3

4

5

Clothes Description (Include complements and other details)

Positive

1

2

3

4

5

Negative

1

2

3

4
5
Question
1
2
3
4
5
Actions (use Past Forms)
+
+
+
+
+
-
-
-
-
-
?
?
?
?
?



Character's Portrait:

Draw or glue a picture of the Character.

Remember to add colors because you will need them to describe clothes, hair and so on.

Character's Name	<i>Carla</i>
Occupation	
Where is found?	
Chapter	

Descriptions **MUST BE WRITTEN USING HE or SHE**



Physical Description (Body Traits and Physical Characteristics)

Positive

1

2

3

4

5

Negative

1

2

3

4

5

Question

1

2

3

4

5

Clothes Description (Include complements and other details)

Positive

1

2

3

4

5

Negative

1

2

3

4
5
Question
1
2
3
4
5
Actions (use Past Forms)
+
+
+
+
+
-
-
-
-
-
?
?
?
?
?

Physical Description (Body Traits and Physical Characteristics)

Positive

1

2

3

4

5

Negative

1

2

3

4

5

Question

1

2

3

4

5

Clothes Description (Include complements and other details)

Positive

1

2

3

4

5

Negative

1

2

3

4
5
Question
1
2
3
4
5
Actions (use Past Forms)
+
+
+
+
+
-
-
-
-
-
?
?
?
?
?



Character's Portrait:

Draw or glue a picture of the Character.

Remember to add colors because you will need them to describe clothes, hair and so on.

Character's Name	<i>Men of Low Moral Fiber</i>
Occupation	
Where is found?	
Chapter	

Descriptions **MUST BE WRITTEN USING HE or SHE**



Physical Description (Body Traits and Physical Characteristics)

Positive

1

2

3

4

5

Negative

1

2

3

4

5

Question

1

2

3

4

5

Clothes Description (Include complements and other details)

Positive

1

2

3

4

5

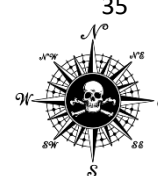
Negative

1

2

3

4
5
Question
1
2
3
4
5
Actions (use Past Forms)
+
+
+
+
+
-
-
-
-
-
?
?
?
?
?



Character's Portrait:

Draw or glue a picture of the Character.

Remember to add colors because you will need them to describe clothes, hair and so on.

Character's Name	<i>Citizen of Meleé</i>
Occupation	
Where is found?	
Chapter	

Descriptions **MUST BE WRITTEN USING HE or SHE**



Physical Description (Body Traits and Physical Characteristics)

Positive

1

2

3

4

5

Negative

1

2

3

4

5

Question

1

2

3

4

5

Clothes Description (Include complements and other details)

Positive

1

2

3

4

5

Negative

1

2

3

4
5
Question
1
2
3
4
5
Actions (use Past Forms)
+
+
+
+
+
-
-
-
-
-
?
?
?
?
?



Character's Portrait:

Draw or glue a picture of the Character.

Remember to add colors because you will need them to describe clothes, hair and so on.

Character's Name	<i>Fettucini Brothers</i>
Occupation	
Where is found?	
Chapter	

Descriptions **MUST BE WRITTEN USING HE or SHE**



Physical Description (Body Traits and Physical Characteristics)

Positive

1

2

3

4

5

Negative

1

2

3

4

5

Question

1

2

3

4

5

Clothes Description (Include complements and other details)

Positive

1

2

3

4

5

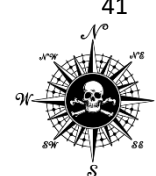
Negative

1

2

3

4
5
Question
1
2
3
4
5
Actions (use Past Forms)
+
+
+
+
+
-
-
-
-
-
?
?
?
?
?



Character's Portrait:

Draw or glue a picture of the Character.

Remember to add colors because you will need them to describe clothes, hair and so on.

Character's Name	<i>Pirate Leaders</i>
Occupation	
Where is found?	
Chapter	

Descriptions **MUST BE WRITTEN USING HE or SHE**



Physical Description (Body Traits and Physical Characteristics)

Positive

1

2

3

4

5

Negative

1

2

3

4

5

Question

1

2

3

4

5

Clothes Description (Include complements and other details)

Positive

1

2

3

4

5

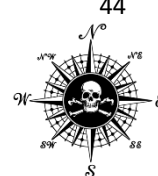
Negative

1

2

3

4
5
Question
1
2
3
4
5
Actions (use Past Forms)
+
+
+
+
+
-
-
-
-
-
?
?
?
?
?



Character's Portrait:

Draw or glue a picture of the Character.

Remember to add colors because you will need them to describe clothes, hair and so on.

Character's Name	<i>Bob</i>
Occupation	
Where is found?	
Chapter	

Descriptions **MUST BE WRITTEN USING HE or SHE**



Physical Description (Body Traits and Physical Characteristics)

Positive

1

2

3

4

5

Negative

1

2

3

4

5

Question

1

2

3

4

5

Clothes Description (Include complements and other details)

Positive

1

2

3

4

5

Negative

1

2

3

4
5
Question
1
2
3
4
5
Actions (use Past Forms)
+
+
+
+
+
-
-
-
-
-
?
?
?
?
?



Character's Portrait:

Draw or glue a picture of the Character.

Remember to add colors because you will need them to describe clothes, hair and so on.

Character's Name	<i>Meathook</i>
Occupation	
Where is found?	
Chapter	

Descriptions **MUST BE WRITTEN USING HE or SHE**



Physical Description (Body Traits and Physical Characteristics)

Positive

1

2

3

4

5

Negative

1

2

3

4

5

Question

1

2

3

4

5

Clothes Description (Include complements and other details)

Positive

1

2

3

4

5

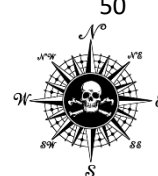
Negative

1

2

3

4
5
Question
1
2
3
4
5
Actions (use Past Forms)
+
+
+
+
+
-
-
-
-
-
?
?
?
?
?



Character's Portrait:

Draw or glue a picture of the Character.

Remember to add colors because you will need them to describe clothes, hair and so on.

Character's Name	<i>Cannibals</i>
Occupation	
Where is found?	
Chapter	

Descriptions **MUST BE WRITTEN USING HE or SHE**



Physical Description (Body Traits and Physical Characteristics)

Positive

1

2

3

4

5

Negative

1

2

3

4

5

Question

1

2

3

4

5

Clothes Description (Include complements and other details)

Positive

1

2

3

4

5

Negative

1

2

3

4
5
Question
1
2
3
4
5
Actions (use Past Forms)
+
+
+
+
+
-
-
-
-
-
?
?
?
?
?



Character's Portrait:

Draw or glue a picture of the Character.

Remember to add colors because you will need them to describe clothes, hair and so on.

Character's Name	
Occupation	<i>Sword trainer</i>
Where is found?	
Chapter	

Descriptions **MUST BE WRITTEN** USING HE or SHE



Physical Description (Body Traits and Physical Characteristics)

Positive

1

2

3

4

5

Negative

1

2

3

4

5

Question

1

2

3

4

5

Clothes Description (Include complements and other details)

Positive

1

2

3

4

5

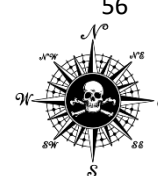
Negative

1

2

3

4
5
Question
1
2
3
4
5
Actions (use Past Forms)
+
+
+
+
+
-
-
-
-
-
?
?
?
?
?



Character's Portrait:

Draw or glue a picture of the Character.

Remember to add colors because you will need them to describe clothes, hair and so on.

Character's Name	
Occupation	
Where is found?	
Chapter	

Descriptions **MUST BE WRITTEN USING HE or SHE**



Physical Description (Body Traits and Physical Characteristics)

Positive

1

2

3

4

5

Negative

1

2

3

4

5

Question

1

2

3

4

5

Clothes Description (Include complements and other details)

Positive

1

2

3

4

5

Negative

1

2

3

4
5
Question
1
2
3
4
5
Actions (use Past Forms)
+
+
+
+
+
-
-
-
-
-
?
?
?
?
?



Character's Portrait:

Draw or glue a picture of the Character.

Remember to add colors because you will need them to describe clothes, hair and so on.

Character's Name	
Occupation	
Where is found?	
Chapter	

Descriptions **MUST BE WRITTEN USING HE or SHE**



Physical Description (Body Traits and Physical Characteristics)

Positive

1

2

3

4

5

Negative

1

2

3

4

5

Question

1

2

3

4

5

Clothes Description (Include complements and other details)

Positive

1

2

3

4

5

Negative

1

2

3

4
5
Question
1
2
3
4
5
Actions (use Past Forms)
+
+
+
+
+
-
-
-
-
-
?
?
?
?
?

Adventure Logbook

A Writing Challenge to become a Pirate



So... What is a logbook?




A logbook (a ship's logs or simply log) is a record of important events in the management, operation, and navigation of a ship. It is essential to traditional navigation, and must be filled in at least daily.

So... Here is your logbook... you must register your adventures with as many details as possible.

Be careful with Grammar structures, proper vocabulary and clear calligraphy...

Good Luck mate!!!

THE SECRET OF MONKEY ISLAND

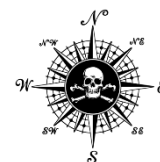




CHAPTER ONE

The Three Trials

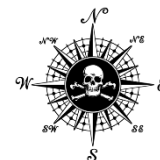




CHAPTER TWO

The Journey





CHAPTER THREE

Under Monkey island

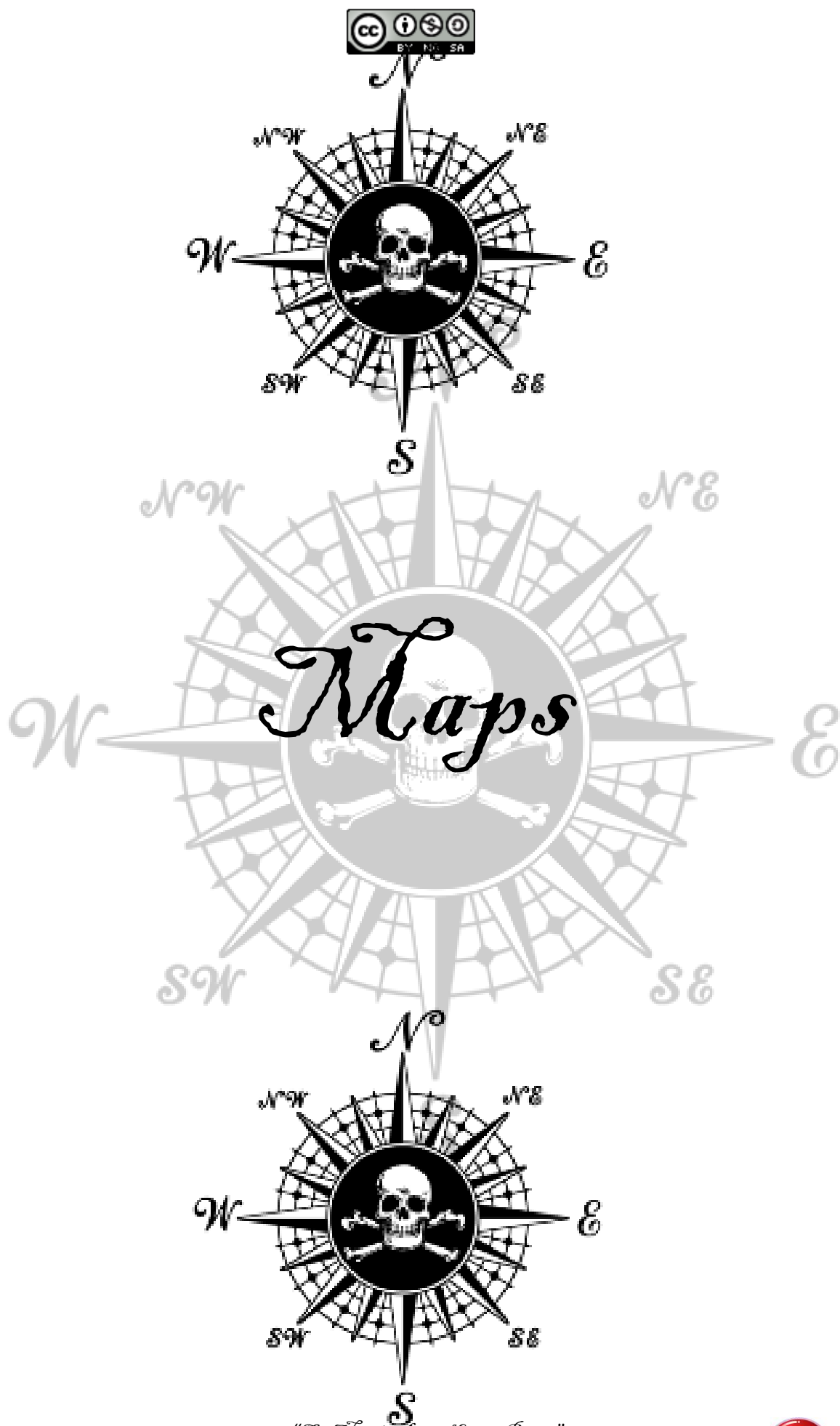




CHAPTER FOUR

Guybrush Vs Le Chuck





Welcome to the Map section of the Monkey Island Adventure Logbook



The following maps need to be completed so we need your help.

Number, label and write the position of the different places using the Compass Points

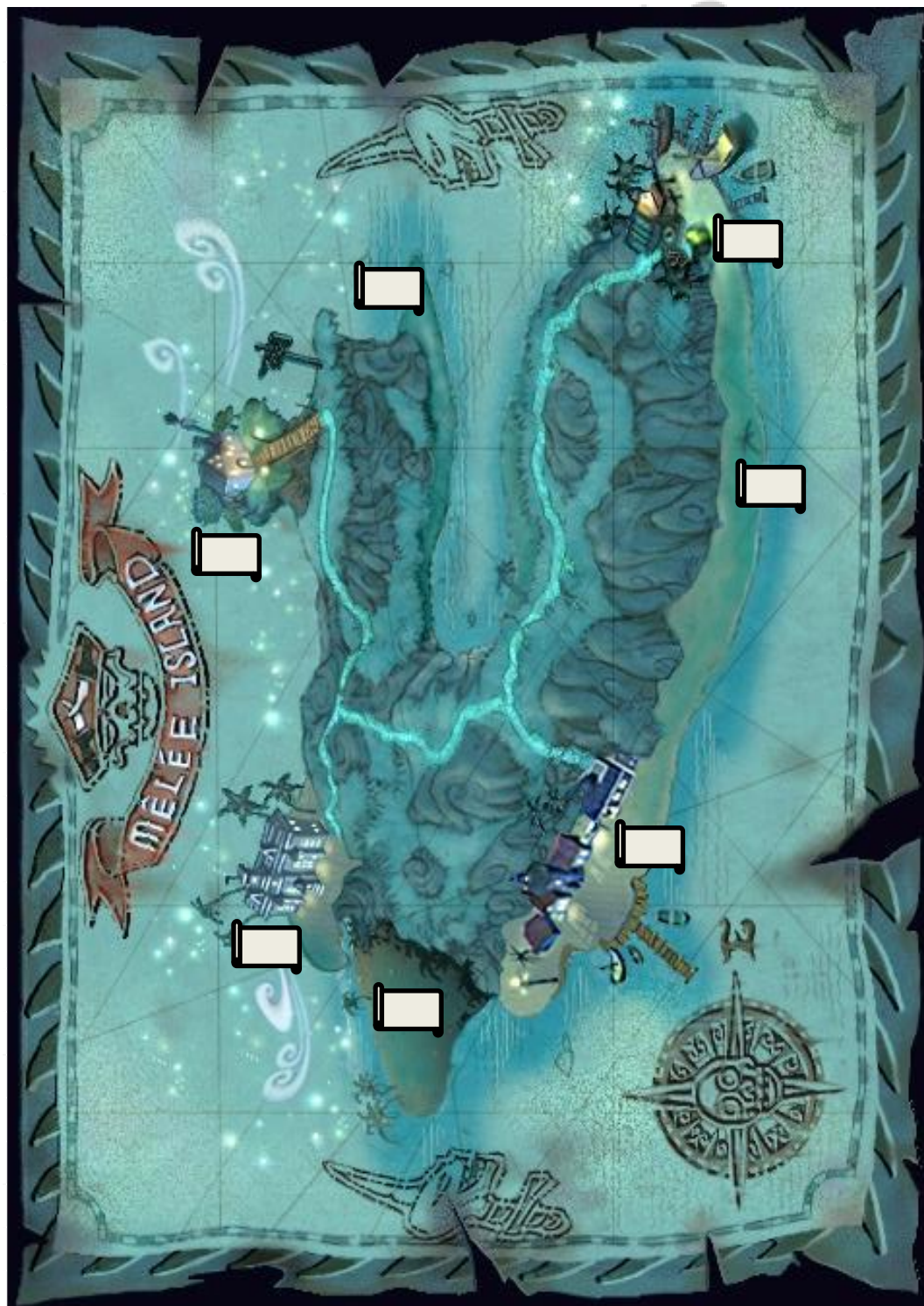
Write the KEY section next to the map with a number and the name of the location. Add the position (Example: NW for North West) and any other useful information: places of interest, important people, famous food or drinks, festivals, etc. . .

Key



Tri-Island Archipelago

Key



Melee Island

Key



Scab Island

Key



Phatt Island

Key



Booby Island

Key



Lambalaya Island

Key



Lumber Island

Key



Monkey Island

MONKEY ISLAND MYSTERIES

A Webquest

Investigate and answer the following questions.

Surf the Internet looking for information, details and clues to solve the mysteries of this webquest



REMEMBER

Use the proper English structures when writing the solutions

WRITE THE ANSWERS ON YOUR NOTEBOOK

Are you ready??



MYSTERIES



- 1 *Name and surname of the authors of Monkey Island.*
- 2 *2a) Name of the company who published Monkey Island.*
2b) Write the name of 3 "Point and Click" games published by that company/author.
2c) Name of the main Character/Characters of each game.
- 3 *Name, plot and year of publishing of the Monkey Island games.*
- 4 *Name, surname and number of times a character is featured along the Saga.*
- 5 *Number of Islands in the Monkey Island Tri-Island area.*
- 6 *6a) Name of a famous film saga about Pirates with a strong relationship with Monkey Island.*
6b) Write the name of all the movies. BONUS: add the year.
6c) Write the name of 2 famous Pirate Ships of that saga and the name of their Captains.
6d) Write the name of 3 fantastic creatures presented along the saga.
- 7 *What is the difference between a Pirate and a Buccaneer? Explain it.*

- 8 Find and write the name of minimum 6 Pirate Weapons. Add a drawing or picture.
- 9 Find a minimum of 6 famous Pirates or Buccaneers. Write their ship's name, their nickname and why they became famous.
- 10 Write the name and publisher of 5 board games about pirates.
BONUS: add a picture of the cover.
- 11 Write the name and publisher of 5 videogames about pirates.
BONUS: add a picture of the cover.
- 12 Write the name and author of 5 Books about Pirates.
- 13 Who was Chester Copperpot and what was he trying to find.
- 14 What is grog? What are the ingredients?
- 15 Why Sailors wore earrings?



Pirate Dictionary

Disney PIRATES of the CARIBBEAN ON STRANGER TIDES

PIRATE-SPEAK!

CURRENCY:
 Blunt – slang for money or coin
 Cob or Cob Dollars – gold doubloons
 Doubloon – Spanish or Aztec Gold
 Pieces of Eight – Silver Spanish coin
 Tin – slang for money or coin

FOODS:
 Bunny Grub – vegetables
 Burgoo – a vile mash of boiled oatmeal with salt, sugar and butter
 Cackle-Fruit – eggs
 Dogsboddy – sea biscuit soaked in water and sugar
 Grog – Rum diluted w/ water
 Grub
 Hardtack – a hard flour & water biscuit
 Loblolly – Porridge or gruel
 Poor John – salted and dried fish
 Rum – a preferred drink of pirates
 Salmagundi – a particularly spicy soup
 Spirits – hearty beverages
 Splice the mainbrace – to have several drinks
 Tack
 Tooth Rot – sugar

FRIENDS:
 Backo
 Mate
 Matey
 Me Hearties

INSULTS:
 Addled – crazy
 Bilge Rat
 Bilge-sucking – an uncomplimentary adjective
 Dog
 Land-lubber – land-lover
 Lubber – a clumsy man
 Pox, poxed – to be diseased
 Scurvy Dog
 Shark Bait – lazy
 Swab – disrespectful term for a seaman

TREASURE:
 Booty
 Loot
 Swag
 Wracking trade – diving for sunken treasure

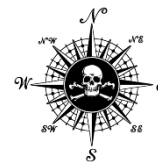
EXCLAMATIONS:
 Blimey – to be surprised
 Bouyed up – to be uplifted
 Clear the deck – prepare for battle
 Land Ahoy – to see land
 Me thinks – I believe
 Sink me – to be surprised
 Aye or Aye, aye, sir! ...or, Arr – yes

PUNISHMENTS:
 Bite the Bullet – to stop the screaming from any punishment
 Clap in irons – confined to iron manacles
 Davy Jones' Locker – a watery grave
 Feed the Fish – being thrown into the sea dead or alive
 Flogging – a short whip with a cat-o'-nine-tails attached at the end
 Gallows Dance – the dangling feet of a hanged man
 Keelhaul – tying wrists & ankles, tossing overboard then dragging under the keel of the ship
 Kiss the Gunner's Daughter – to be bent over a ship's guns and flogged
 Kiss the Wooden Lady – to be tied up w/ arms 'round the mast
 Maroon – abandoning an offender on a remote island
 Rope's End – referencing a hanging – to meet the rope's end
 Sweating – being forced to run around the ship until you dropped while crew utilized various sharp objects 'encouraging' you to continue
 Walking the Plank – to walk until you drop off the plank

EXPRESSIONS:
 "Batten down the hatches" – we're expecting adverse conditions!
 "Bum-squabbled" – to be baffled confused or puzzled
 "By and large" – for the most part
 "Cracking a bottle" – Let's open a bottle of wine or rum!
 "Dead as bilge water" – rotting dead
 "Devil to pay" – seeing no clear way out of a situation
 "Eye of the wind" – the direction in which the wind is coming from
 "Feeling blue" – a ship without a captain flew a blue flag when returning to port
 "Gone by the board" – anything lost over the side of a ship
 "Harp up in a clinch and no knife to cut the seizing's" – in a difficult situation
 "I have the collywobblers" – to be afraid
 "I'll see you measured for chains" – a particularly misty threat feared by pirates
 "In due course" – something will happen when it should happen
 "Keep a weather eye open" – keep an eye on where the trouble might come from
 "Rattle the bones" – to shake the dice or gambling with cards & dice
 "Shake a cloth in the wind" – to be slightly tipsy or drunk
 "Shiver me timbers" – to be very surprised
 "Sink Me!" – to be very surprised
 "Stay the Course" – a nautical term to not vary from the intended destination
 "Sweet Trade" – a pirate's profession
 "Tell it to the parrot" – to tell everyone, spreading gossip
 "Three Sheet To The Wind" – to be drunk
 "Yo Ho Ho!" – a very piratey thing to say on any occasion

[illegible]

English



IF YE CHOOSE THE PIRATE WAY AND SEEK THE FORTUNE'S HOLD,
THEN TAKE THE QUILL AND MAKE YE MARK UPON THE PARCHMENT SCROLL.

TO JOIN THIS HONORED PIRATE CREW OF CAPTAIN HOOK FAME,
TRUE TO ONE ANOTHER BE IN PIRATE DEED AND NAME.

AND IF YE PIRATE HEART BE MOVED BY THE CUSTOM AND THE CODE,
THEN BY YE PIRATE WORKS AND WAYS YE LOYALTY BE SHOWED.

WITH CROSSBONED ARMS YE MAKE THE SIGN, NO QUARTER DO YE GIVE,
AND "ARRRGH!" WILL BE YE PIRATE WORD FOR SUCH A LIFE TO LIVE.

SO IF YE CHOOSE THE PIRATE WAY AND SEEK THE FORTUNE'S HOLD,
THEN IN YE VEINS WILL PURPLE RUN AND GOLD WITHIN YE SOUL.

BY DECREE OF
The Great Pirate Code
I HEREBY BESTOW THE TITLE OF
Honorary Pirate
and Captain Hook's Crewmember to

SIGNATURE

DATE

FROM THIS DAY FORWARD, YE SHALL BE A MEMEBER OF
CAPTAIN HOOK'S CREW OF PIRATES!





